

ENERGY SECTOR

More bunker oil but not over supply despite China's export

There are no detail and clear timeline on China's tax rebate for LSFO. If China is to export all 1.5m tons/month of LSFO, this will increase supply to 4.5m tons in Asia, which is still short of 8.0m-ton demand. LSFO stock, high utilization rate for refiners, and seasonally weak demand in winter lead to weak market GRM. These situations should improve as we move to 2Q20. Refiners' share prices have fallen 7-16% since market sell-off last week. Top pick is TOP.

No detail and clear timeline on China's tax rebate for LSFO

According to news flow this week, China plans to approve tax rebate for exported LSFO, which will prompt domestic refiners to export bunker fuel oil to the market vs. none at the moment. The news did not specify the details and timeline, only mentioned to be approved by the Ministry of Finance soon. Currently, Chinese refiners that export LSFO are subject to consumption tax (26%) and VAT (13%). China produces 100k tons/month of LSFO used in domestic market vs. 1.5m ton/month capacity. Demand for LSFO in Asia is around 8m tons/month (1m ton in China) vs. 3m ton/month supply. If China is to export all 1.5m tons of LSFO to the market, this will increase supply to 4.5m tons, which is still 3.5m-ton short of supply. Given LSFO stock floating in tankers around 8m tons as of December, this means that it would take 2-3 months for demand to absorb the LSFO stock. We do not expect China's export to significantly dampen LSFO spread and GRM as market expects and reflected in the sell-off for refiners' shares.

Frustration and doubt grow over IMO 2020

Investors have high expectation of GRM recovery. But this seems delayed for months following rising crude premium and freight rate. Traders are also well-prepared for the IMO 2020, which led them to stock LSFO as mentioned. Global utilization for refiners is at 83%, the highest January run rate since 2014, as most refiners did their maintenance work last year to maximize their run rates this year. US refiners register at 93% utilization in January vs. 89% in 4Q19. Lastly, gasoline demand is seasonally low in winter and warmer weather in most regions causes slow oil demand. These situations should improve as we move into 2Q20. LSFO price is at US\$622/ton and its spread is at US\$24/bbl vs. US\$13/bbl for diesel. This implies that demand of LSFO is out there, but high inventory and high refinery run rates keep market GRM low.

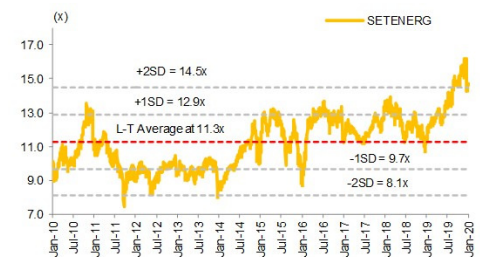
Refiners' share prices have fallen 7-16% since market sell-off last week. Top pick is TOP

All refiners will report weak 4Q19 earnings, which are known to the market. We believe that demand of bunker oil is hindered by LSFO stock. We would flag rising crude premium and freight rate as potential drags for GRM this year. TOP has locked freight cost for 75% of its crude intake, which will cushion its GRM. BCP does not import crude from Middle East. Rising oil price will push up its bottom line (from stock gain) in 1Q20. TOP's earnings are highly leveraged to rising oil prices and is the second worst refinery performer since market sell-off last week.



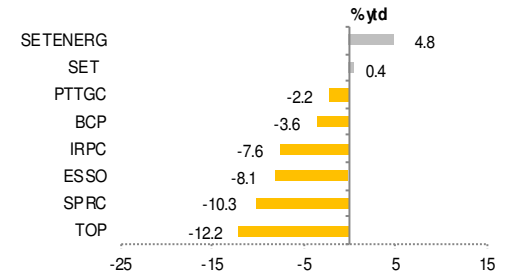
Naphat CHANTARASEREKUL
Fundamental investment analyst on securities
+662 659 7000 ext 5000
naphat.chantaraserukul@krungsrisecurities.com

Sector – 12M Forward PE



Source: Bloomberg, Krungsri Securities

Share Price Performance - ytd



Source: Bloomberg, Krungsri Securities

Energy sector – valuation summary

BB Ticker	M Cap (USDm)	Price (Bt) 14-Jan	TP (Bt)	U/D (%)	Rec	EPS G%		ROE (%)		PE (x)		P/BV (x)		Div Yld (%)	
						19F	20F	19F	20F	19F	20F	19F	20F	19F	20F
BCP	1,219	27.00	33.0	22.2	BUY	(9.0)	84.1	5.8	10.2	14.8	8.0	0.8	0.8	3.4	6.2
ESSO*	909	8.0	8.9	11.6	NA	NA	NA	3.2	14.1	NA	6.9	1.1	1.0	3.6	6.5
IRPC	2,308	3.40	3.5	2.9	HOLD	(89.0)	384.1	1.0	4.8	81.7	16.9	0.8	0.8	2.4	5.0
PTTGC	8,310	55.75	53.0	(4.9)	HOLD	(58.2)	31.3	5.9	7.6	14.3	10.9	0.8	0.8	3.5	4.6
SPRC	1,383	9.60	10.5	9.4	BUY	NA	NA	(6.3)	13.0	(18.0)	8.9	1.2	1.1	2.3	6.8
TOP	4,151	61.25	79.0	29.0	BUY	(44.7)	179.3	4.7	12.5	21.8	7.8	1.0	0.9	2.8	5.8

Source: Bloomberg, Krungsri Securities

*Bloomberg consensus

Crack spreads over Dubai Crude and TOP's GRM

	Dubai	Jet	Gas Oil	Fuel Oil	Gasoline	TOP's market GRM	IRPC's market GRM	SPRC's market GRM
1Q14	104.46	17.01	17.78	(8.51)	14.56	5.10	1.30	-
2Q14	106.13	14.29	16.04	(10.65)	16.06	4.40	0.60	-
3Q14	101.45	14.50	14.43	(8.44)	13.18	4.60	0.90	-
4Q14	74.40	17.71	15.99	(5.62)	13.44	8.20	2.80	-
1Q15	51.89	17.08	16.29	(1.86)	15.35	8.80	5.20	-
2Q15	61.30	13.47	13.74	(3.56)	19.78	7.40	3.80	-
3Q15	49.74	10.88	10.81	(8.11)	19.32	6.60	2.40	-
4Q15	40.71	14.09	13.77	(6.55)	18.68	8.50	4.40	-
1Q16	30.42	11.68	9.62	(5.18)	18.82	6.10	3.20	8.26
2Q16	43.18	11.15	10.51	(8.76)	14.45	4.40	1.40	5.25
3Q16	43.17	11.15	10.96	(4.27)	11.57	4.30	2.00	5.64
4Q16	48.32	12.26	12.03	(1.68)	14.58	6.00	4.00	7.53
1Q17	53.12	11.32	11.83	(3.14)	14.78	6.50	2.40	7.98
2Q17	49.77	10.81	11.38	(1.85)	14.21	6.10	2.00	6.85
3Q17	50.49	13.15	13.86	(1.37)	16.09	8.10	3.90	8.91
4Q17	59.20	13.28	13.04	(3.05)	14.40	6.00	3.80	5.51
1Q18	63.73	16.11	14.76	(4.96)	13.73	5.70	3.40	7.17
2Q18	72.09	15.25	14.61	(4.46)	12.12	4.00	3.40	6.02
3Q18	74.28	14.48	14.39	(2.58)	11.55	5.00	2.90	5.05
4Q18	67.42	15.64	14.78	1.35	4.70	3.90	4.40	4.40
1Q19	63.53	12.97	12.79	0.52	3.70	3.00	0.80	3.10
2Q19	67.36	12.21	12.37	(2.33)	7.51	2.60	1.50	2.60
3Q19	61.16	15.75	15.35	0.90	11.66	4.10	2.10	5.10
4Q19	62.08	13.91	14.29	(18.72)	12.95	2.90	2.00	4.00

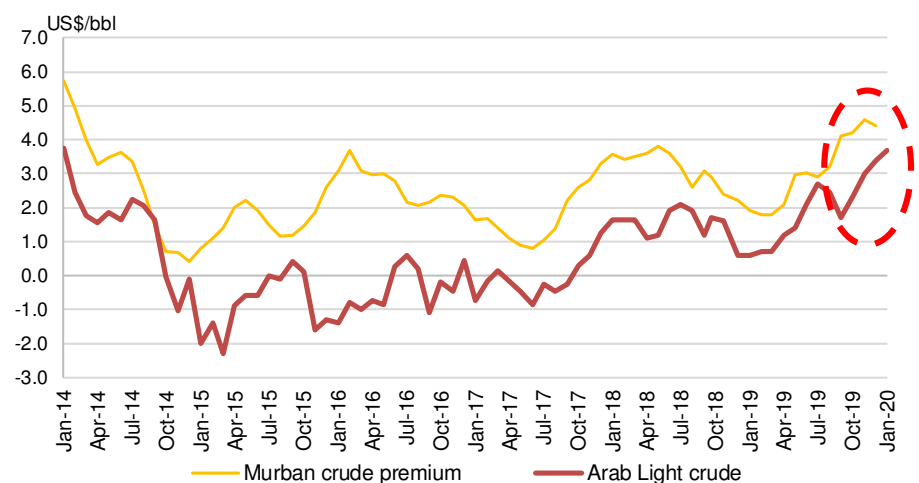
Source: Company data, Krungsri Securities

Earnings sensitivity for US\$1/bbl change in GRM

	FY20 GRM assumption	Earnings change (Btm)	% to FY20F earnings
BCP	6.5	1,020.0	22.0
ESSO	-	-	NA
IRPC	5.0	1,880.0	45.7
PTTGC	6.0	1,440.0	8.2
SPRC	7.0	1,530.0	32.5
TOP	6.0	2,600.0	16.3

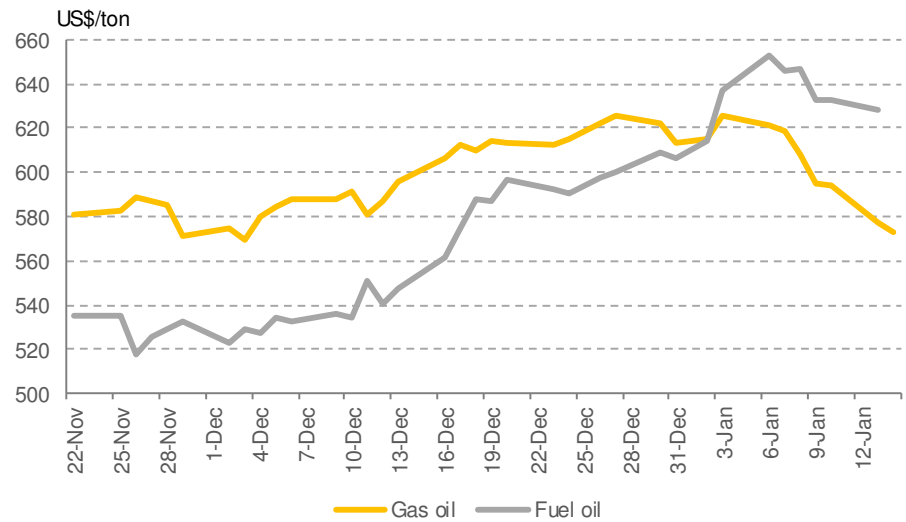
Source: Krungsri Securities

Murban and Arab Light crude premium



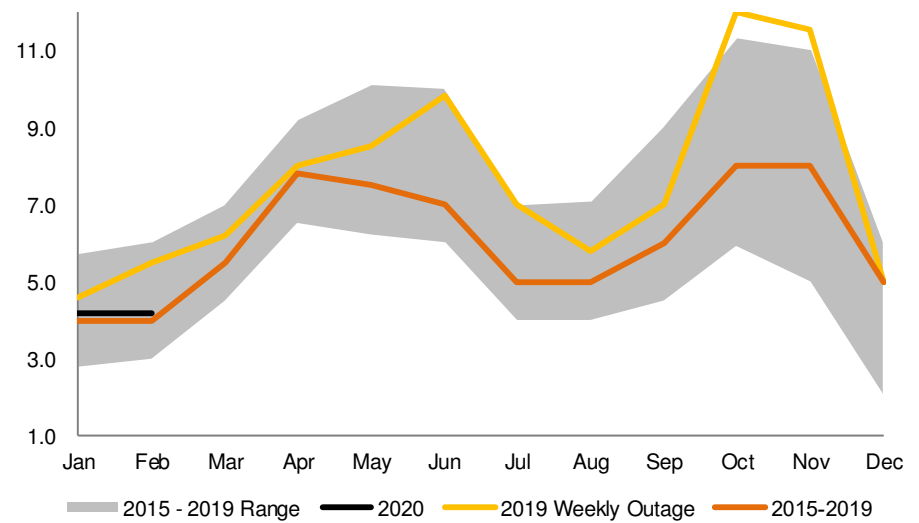
Source: Company data, Krungsri Securities

Prices of diesel and low sulfur fuel oil



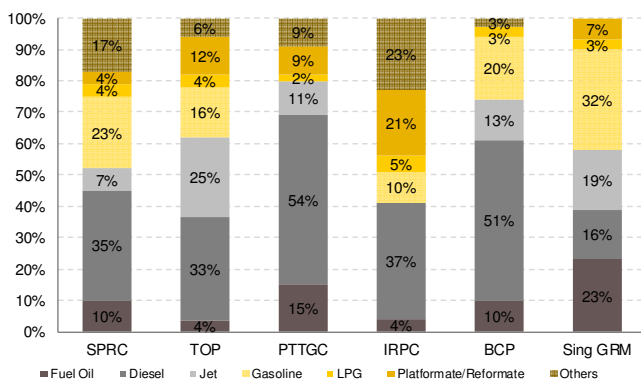
Source: Bloomberg, Krungsri Securities

Forecasted refinery outage quite low in February compared to historical five years



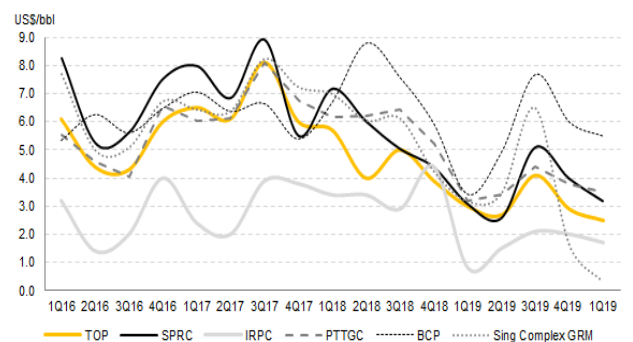
Source: Company data, Krungsri Securities

Production output of each refiners



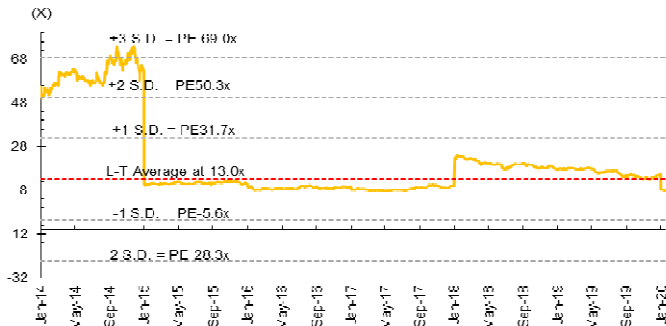
Source: Company data, Krungsri Securities

GRM for each refiner



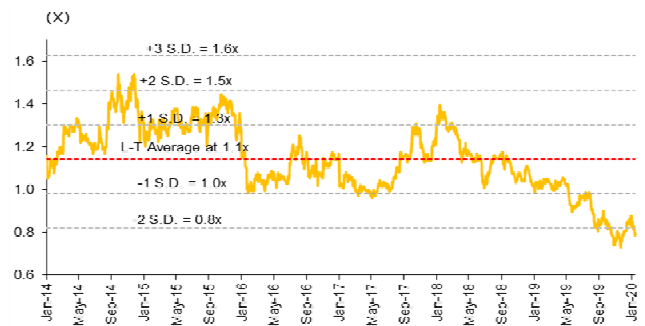
Source: Company data, Krungsri Securities

BCP: P/E Band



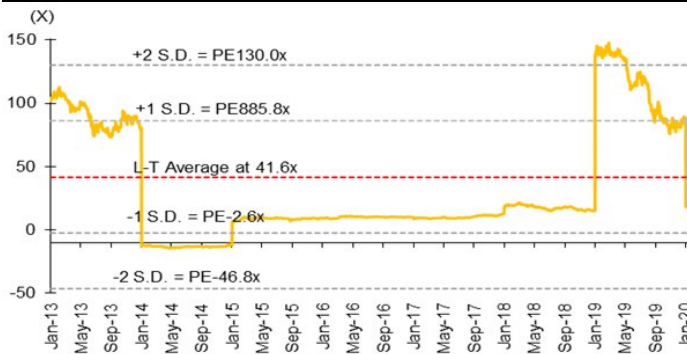
Source: Bloomberg, Krungsri Securities

BCP: P/BV Band



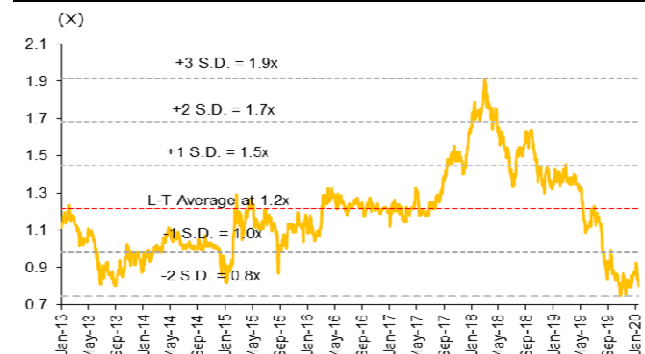
Source: Bloomberg, Krungsri Securities

IPRC: P/E Band



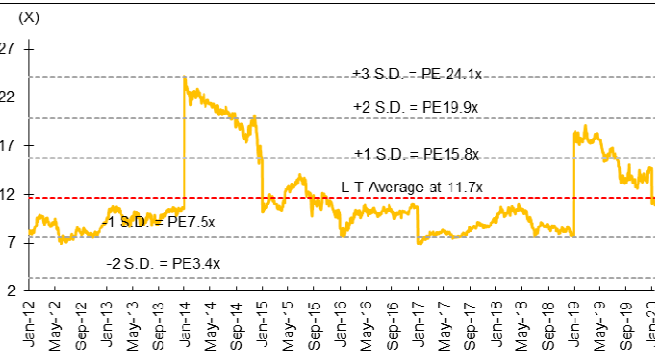
Source: Bloomberg, Krungsri Securities

IPRC: P/BV Band



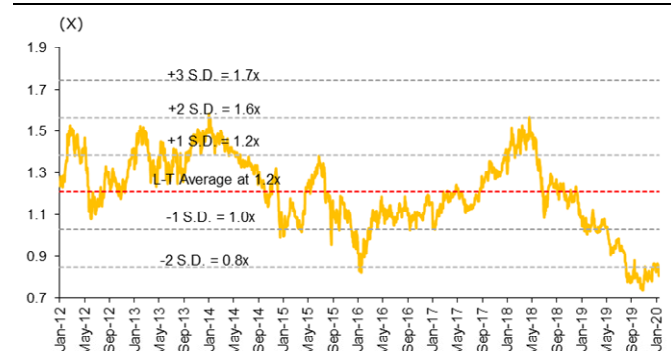
Source: Bloomberg, Krungsri Securities

PTTGC: P/E Band



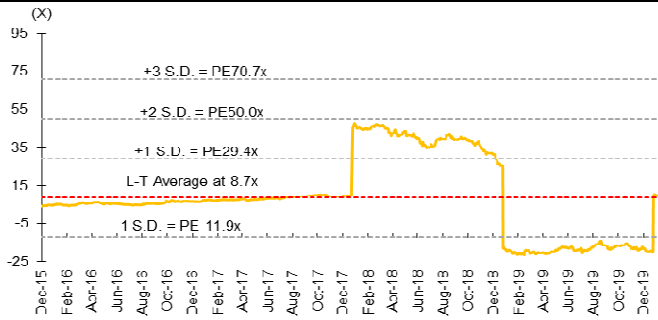
Source: Bloomberg, Krungsri Securities

PTTGC: P/BV Band



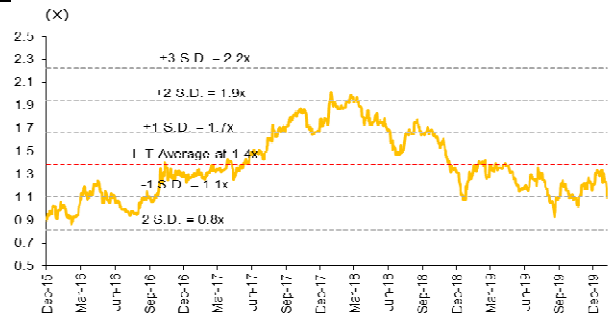
Source: Bloomberg, Krungsri Securities

SRPC: P/E Band



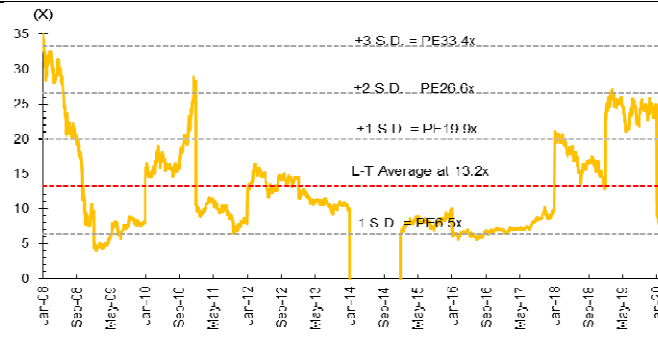
Source: Bloomberg, Krungsri Securities

SRPC: P/BV Band



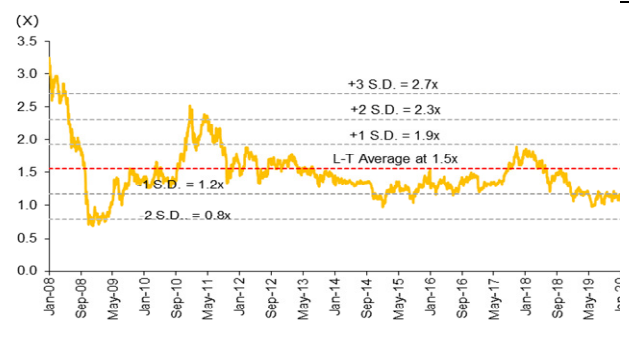
Source: Bloomberg, Krungsri Securities

TOP: P/E Band



Source: Bloomberg, Krungsri Securities

TOP: P/BV Band



Source: Bloomberg, Krungsri Securities

CG Rating 2019 Companies with CG Rating



AAV	ADVANC	AIRA	AKP	AKR	AMA	AMATA	AMATAV	ANAN	AOT	AP	ARROW	BAFS	BANPU
BAY	BCP	BCPG	BOL	BRR	BTS	BTW	BWG	CFRESH	CHEWA	CHO	CK	CKP	CM
CNT	COL	COMAN	CPALL	CPF	CPI	CPN	CSS	DELTA	DEMCO	DRT	DTAC	DTC	EA
EASTW	ECF	EGCO	GBX	GC	GCAP	GEL	GFPT	GGC	GOLD	GPSC	GRAMM	GUNKUL	HANA
HARN	HMPRO	ICC	ICHI	III	ILINK	INTUCH	IRPC	IVL	JKN	JSP	K	KBANK	KCE
KKP	KSL	KTB	KTC	KTIS	LH	LHFG	LIT	LPN	MAKRO	MALEE	MBK	MBKET	MC
MCOT	MFEC	MINT	MONO	MTC	NCH	NCL	NKI	NSI	NVD	NYT	OISHI	OTO	PAP
PCSGH	PDJ	PG	PHOL	PJW	PLANB	PLANET	PORT	PPS	PR9	PREB	PRG	PRM	PSH
PSL	PTG	PTT	PTTEP	PTTGC	PYLON	Q-CON	QH	QTC	RATCH	ROBINS	RS	S	S & J
SABINA	SAMART	SAMTEL	SAT	SC	SCB	SCC	SCCC	SCN	SDC	SEAF	SEAOIL	SE-ED	SELIC
SENA	SIS	SITHAI	SNC	SORKON	SPALI	SPI	SPRC	SSSC	STA	STEC	SVI	SYNTEC	TASCO
TCAP	THAI	THANA	THANI	THCOM	THIP	THREL	TIP	TISCO	TK	TKT	TMB	TMILL	TNDT
TOA	TOP	TRC	TRU	TRUE	TSC	TSR	TSTH	TTA	TTCL	TTW	TU	TVD	TVO
U	UAC	UV	VGI	VIH	WACOAI	WAVE	WHA	WHAUP	WICE	WINNER			



2S	ABM	ADB	AF	AGE	AH	AHC	AIT	ALLA	ALT	AMANA	AMARIN	APCO	APCS
AQUA	ARIP	ASAP	ASIA	ASIAN	ASIMAR	ASK	ASN	ASP	ATP30	AUCT	AYUD	B	BA
BBL	BDMS	BEC	BEM	BFIT	BGC	BGRIM	BIZ	BJC	BJCHI	BLA	BPP	BROOK	CBG
CEN	CENTEL	CGH	CHG	CHOTI	CHOW	CI	CIMBT	CNS	COLOR	COM7	COTTO	CRD	CSC
CSP	DCC	DCON	DDD	DOD	EASON	ECL	EE	EPG	ERW	ESTAR	ETE	FLOYD	FN
FNS	FORTH	FPI	FPT	FSMART	FSS	FVC	GENCO	GJS	GL	GLOBAL	GULF	HPT	HTC
HYDRO	ICN	IFS	INET	INSURE	IRC	IRCP	IT	ITD	ITEL	J	JCK	JCKH	JMART
JMT	JWD	KBS	KCAR	KGI	KIAT	KOOL	KWC	KWM	L&E	LALIN	LANNA	LDC	LHK
LOXLEY	LRH	LST	M	MACO	MAJOR	MBAX	MEGA	METCO	MFC	MK	MODERN	MOONG	MPG
MSC	MTI	NEP	NETBAY	NEX	NINE	NOBLE	NOK	NTV	NWR	OCC	OGC	ORI	OSP
PATO	PB	PDG	PDI	PL	PLAT	PM	PPP	PRECHA	PRIN	PRINC	PSTC	PT	QLT
RCL	RICHY	RML	RWI	S11	SAAM	SALEE	SAMCO	SANKO	SAPPE	SAWAD	SCG	SCI	SCP
SE	SFP	SIAM	SINGER	SIRI	SKE	SKR	SKY	SMIT	SMK	SMPC	SMT	SNP	SONIC
SPA	SPC	SPCG	SPVI	SR	SRICHA	SSC	SSF	SST	STANLY	STPI	SUC	SUN	SUSCO
SUTHA	SWC	SYMC	SYNEX	T	TACC	TAE	TAKUNI	TBSP	TCC	TCMC	TEAM	TEAMG	TFG
TFMAMA	THG	THRE	TIPCO	TITLE	TIW	TKN	TKS	TM	TMC	TMD	TMI	TMT	TNITY
TNL	TNP	TNR	TOG	TPA	TPAC	TPBI	TPCORP	TPOLY	TRITN	TRT	TSE	TSTE	TVI
TVT	TWP	TWPC	UBIS	UEC	UMI	UOBKH	UP	UPF	UPOIC	UT	UWC	VNT	WIIK
XO	YUASA	ZEN	ZMICO										



A	ABICO	ACAP	AEC	AEONTS	AJ	ALUCON	AMC	APURE	AS	ASEFA	AU	B52	BCH
BEAUTY	BGT	BH	BIG	BLAND	BM	BR	BROCK	BSBM	BSM	BTNC	CCET	CCP	CGD
CHARAN	CHAYO	CITY	CMAN	CMC	CMO	CMR	CPL	CPT	CSR	CTW	CWT	D	DIMET
EKH	EMC	EPCO	ESSO	FE	FTE	GIFT	GLAND	GLOCON	GPI	GREEN	GTB	GYT	HTECH
HUMAN	IHL	INGRS	INOX	JTS	JUBILE	KASET	KCM	KKC	KWG	KYE	LEE	LPH	MATCH
MATI	M-CHAI	MCS	MDX	META	MGT	MJD	MM	MVP	NC	NDR	NER	NNCL	NPK
NUSA	OCEAN	PAF	PF	PICO	PIMO	PK	PLE	PMTA	POST	PPM	PROUD	PTL	RCI
RJH	ROJNA	RPC	RPH	SF	SGF	SGP	SKN	SLP	SMART	SOLAR	SPG	SQ	SSP
STI	SUPER	SVOA	TCCC	THE	THMUI	TIGER	TNH	TOPP	TPCH	TPIPP	TPLAS	TQM	TTI
TYCN	UTP	VCOM	VIBHA	VPO	WIN	WORK	WP	WPH	ZIGA				

Disclaimer

The disclosure of the survey result of the Thai Institute of Directors Association ("IOD") regarding corporate governance is made pursuant to the policy of the Office of the Securities and Exchange Commission. The survey of the IOD is based on the information of a company listed on the Stock Exchange of Thailand and the Market for Alternative Investment disclosed to the public and able to be accessed by a general public investor. The result, therefore, is from the perspective of a third party. It is not an assessment of operation and is not based on inside information. The survey result is as of the date appearing in the Corporate Governance Report of Thai Listed Companies. As a result, the survey result may be changed after that date or when there is any change to the relevant information. Nevertheless, Krungsri Securities Public Company Limited does not confirm, verify, or certify the accuracy and completeness of such survey result.

Anti-corruption Progress Indicator 2019

Companies that have declared their intention to join CAC

2S	ABICO	AF	AI	AIRA	ALT	AMA	AMARIN	AMATA	ANAN	B	BM	BPP	BUI
CHG	CHO	CHOTI	CHOW	CI	CMC	COL	DDD	DELTA	EFORL	EPCO	ESTAR	ETE	FPI
FTE	ICHI	INOX	IRC	ITEL	JAS	JSP	JTS	KWG	LDC	LIT	META	MFEC	MPG
NEP	NOK	NWR	ORI	PRM	PSL	ROJNA	RWI	SAAM	SAPPE	SCI	SEOIL	SHANG	SKR
SPALI	STANLY	SYNEX	TAE	TAKUNI	TMC	TOPP	TPP	TRITN	TVO	UV	UWC	WHAUP	XO
YUASA	ZEN												

Companies certified by CAC

ADVANC	AIE	AKP	AMANA	AP	APCS	AQUA	ARROW	ASK	ASP	AYUD	BAFS	BANPU	BAY
BBL	BCH	BCP	BCPG	BGRIM	BJCHI	BKI	BLA	BROOK	BRR	BSBM	BTS	BWG	CEN
CENTEL	CFRESH	CGH	CHEWA	CIG	CIMBT	CM	CNS	COM7	CPALL	CPF	CPI	CPN	CSC
DCC	DEMCO	DIMET	DRT	DTAC	DTC	EASTW	ECL	EGCO	FE	FNS	FSS	GBX	GC
GCAP	GEL	GFPT	GGC	GJS	GOLD	GPSC	GSTEEL	GUNKUL	HANA	HARN	HMPRO	HTC	ICC
IFS	INET	INSURE	INTUCH	IRPC	IVL	K	KASET	KBANK	KBS	KCAR	KCE	KGI	KKP
KSL	KTB	KTC	KWC	L&E	LANNA	LHK	LPN	LRH	M	MAKRO	MALEE	MBAX	MBK
MBKET	MC	MCOT	MFC	MINT	MONO	MOONG	MSC	MTI	NBC	NINE	NKI	NGM	NNCL
NSI	OCC	OCEAN	OGC	PAP	PATO	PB	PCSGH	PDG	PDI	PDJ	PE	PG	PHOL
PL	PLANB	PLANET	PLAT	PM	PPP	PPS	PREB	PRG	PRINC	PSH	PTC	PT	PTG
PTT	PTTEP	PTTGC	PYLON	Q-CON	QH	QLT	QTC	RATCH	RML	ROBINS	S & J	SABINA	SAT
SC	SCB	SCC	SCCC	SCG	SCN	SE-ED	SELIC	SENA	SGP	SIRI	SIS	SITHAI	SMIT
SMK	SMPC	SNC	SNP	SORKON	SPACK	SPC	SPI	SPRC	SRICHA	SSF	SSI	SSSC	SST
STA	SUSCO	SVI	SYNTEC	TASCO	TCAP	TFG	TFI	TFMAMA	THANI	THCOM	THIP	THRE	THREL
TIP	TIPCO	TISCO	TKT	TMB	TMD	TMILL	TMT	TNITY	TNL	TNP	TNR	TOG	TOP
TPA	TPCORP	TRU	TRUE	TSC	TSTH	TTCL	TU	TVD	TVI	TWPC	U	UBIS	UEC
UKEM	UOBKH	VGI	VIH	VNT	WACOAI	WHA	WICE	WIIK					

N/A

7UP	A	A5	AAV	ABM	ACAP	ACC	ACE	ACG	ADB	AEC	AEONTS	AFC	AGE
AH	AHC	AIT	AJ	AJA	AKR	ALL	ALLA	ALUCON	AMATAV	AMC	AOT	APCO	APEX
APP	APURE	AQ	ARIN	ARIP	AS	ASAP	ASEFA	ASIA	ASIAN	ASIMAR	ASN	ATP30	AU
AUCT	AWC	B52	BA	BAM	BAT-3K	BC	BCT	BDMS	BEAUTY	BEC	BEM	BFIT	BGC
BGT	BH	BIG	BIZ	BJC	BKD	BLAND	BLISS	BOL	BR	BROCK	BSM	BTNC	BTW
CAZ	CBG	CCET	CCP	CGD	CHARAN	CHAYO	CHUO	CITY	CK	CKP	CMAN	CMO	CMR
CNT	COLOR	COMAN	COTTO	CPH	CPL	CPR	CPT	CPW	CRANE	CRD	CSP	CSR	CSS
CTW	CWT	D	DCON	DCORP	DOD	DOHOM	DTCI	EA	EASON	ECF	EE	EIC	EKH
EMC	EPG	ERW	ESSO	EVER	F&D	FANCY	FLOYD	FMT	FN	FORTH	FPT	FSMART	FVC
GENCO	GIFT	GL	GLAND	GLOBAL	GLOCON	GPI	GRAMM	GRAND	GREEN	GSC	GTB	GULF	GYT
HFT	HPT	HTECH	HUMAN	HYDRO	ICN	IFEC	IHL	III	ILINK	ILM	INGRS	INSET	IP
IRCP	IT	ITD	J	JCK	JCKH	JCT	JKN	JMART	JMT	JUBILE	JUTHA	JWD	KAMART
KC	KCM	KDH	KIAT	KKC	KOOL	KTECH	KTIS	KUMWEI	KUN	KWM	KYE	LALIN	LEE
LH	LHFG	LOXLEY	LPH	LST	MACO	MAJOR	MANRIN	MATCH	MATI	MAX	M-CHAI	MCS	MDX
MEGA	METCO	MGT	MIDA	MILL	MITSIB	MJD	MK	ML	MM	MODERN	MORE	MPIC	MTC
MVP	NC	NCH	NCL	NDR	NER	NETBAY	NEW	NEWS	NEX	NFC	NOBLE	NPK	NTV
NUSA	NVD	NYT	OHTL	OISHI	OSP	OTO	PACE	PAE	PAF	PERM	PF	PICO	PIMO
PJW	PK	PLE	PMTA	POLAR	POMPUI	PORT	POST	PPM	PPPM	PR9	PRAKIT	PRECHA	PRIME
PRIN	PRO	PROUD	PTL	RAM	RBF	RCI	RCL	RICH	RICHY	RJH	ROCK	ROH	RP
RPC	RPH	RS	RSP	S	S11	SAFARI	SALEE	SAM	SAMART	SAMCO	SAMTEL	SANKO	SAUCE
SAWAD	SAWAN	SCP	SDC	SE	SEAFCO	SEG	SF	SFLEX	SFP	SGF	SHR	SIAM	SIMAT
SINGER	SISB	SKE	SKN	SKY	SLP	SMART	SMT	SOLAR	SONIC	SPA	SPC	SPG	SPORT
SPVI	SQ	SR	SSC	SSP	STAR	STARK	STC	STEC	STHAI	STI	STPI	SUC	SUN
SUPER	SUTHA	SVH	SVOA	SWC	SYMC	T	TACC	TAPAC	TBSP	TC	TCC	TCCC	TCJ
TCMC	TCOAT	TEAM	TEAMG	TGPRO	TH	THAI	THANA	THE	THG	THL	THMUI	TIGER	TITLE
TIW	TK	TKN	TKS	TM	TMI	TMW	TNDT	TNH	TNPC	TOA	TPAC	TPBI	TPCH
TPIPL	TPIPP	TPLAS	TPOLY	TPS	TQM	TR	TRC	TRT	TRUBB	TSE	TSF	TSI	TSR
TSTE	TTA	TTI	TTT	TTW	TVT	TWP	TWZ	TYCN	UAC	UMI	UMS	UNIQ	UP
UPA	UPF	UPOIC	UREKA	UT	UTP	UVAN	VARO	VCOM	VI	VIBHA	VL	VNG	VPO
VRANDA	WAVE	WG	WIN	WINNER	WORK	WORLD	WP	WPH	WR	YCI	ZIGA	ZMICO	

Disclaimer

The disclosure of the Anti-Corruption Progress Indicators of a listed company on the Stock Exchange of Thailand, which is assessed by Thaipat Institute, is made in order to comply with the policy and sustainable development plan for the listed companies of the Office of the Securities and Exchange Commission. Thaipat Institute made this assessment based on the information received from the listed company, as stipulated in the form for the assessment of Anti-corruption which refers to the Annual Registration Statement (Form 56-1), Annual Report (Form 56-2), or other relevant documents or reports of such listed company. The assessment result is therefore made from the perspective of Thaipat Institute that is a third party. It is not an assessment of operation and is not based on any inside information. Since this assessment is only the assessment result as of the date appearing in the assessment result, it may be changed after that date or when there is any change to the relevant information. Nevertheless, Krungsri Securities Public Company Limited does not confirm, verify, or certify the accuracy and completeness of the assessment result."

Reference

Disclosure: Companies participating in Thailand's Private Sector Collective Action Coalition Against Corruption programme (Thai CAC) under Thai Institute of Directors (as of July 31, 2017) are categorised into:

- Companies that have declared their intention to join CAC
- Companies certified by CAC.

Research Group

Investment Strategy

Isara Ordeedolchest

Head of Research Group, Macro-strategy
+662 659 7000 ext. 5001
Isara.Ordeedolchest@krungsrisecurities.com

Artit Jansawang

Retail Investment Strategy
+662 659 7000 ext. 5005
Artit.Jansawang@krungsrisecurities.com

Nalinee Praman

Assistant Strategist
+662 659 7000 ext. 5011
Nalinee.Praman@krungsrisecurities.com

Varorith Chirachon

Investment Strategy and Wealth Research
+662 659 7000 ext. 5012
Varorith.Chirachon@krungsrisecurities.com

Chaiyot Jiwagkul

Technical Strategy
+662 659 7000 ext. 5006
Chaiyot.Jiwagkul@krungsrisecurities.com

Amornrat Kakanankul

Assistant Analyst, Quantitative Research
+662 659 7000 ext. 5019
Amornrat.Kakanankul@krungsrisecurities.com

Fundamental Research

Naphat Chantaraserekul

Energy, Power Utilities and Petrochemical
+662 659 7000 ext. 5000
Naphat.Chantaraserekul@krungsrisecurities.com

Adisak Prombun

Agribusiness, Food and Construction Services
+662 659 7000 ext. 5013
Adisak.Prombun@krungsrisecurities.com

Ekasit Kunadirekwong

Commerce, Tourism and Transportation (Air)
+662 659 7000 ext. 5010
Ekasit.Kunadirekwong@krungsricurities.com

Phatipak Navawatana

ICT, Media and Transportation (Land)
+662 659 7000 ext. 5003
Phatipak.Navawatana@krungsrisecurities.com

Ratasak Piriyanont

Property, Investment Strategy and Economics
+662 659 7000 ext. 5016
Ratasak.Piriyanont@krungsrisecurities.com

Peerawat Kupatilertpong

Assistant analyst – Property (Property and Industrial Estates)
+662 659 7000 ext. 5008
Peerawat.Kupatilertpong@krungsrisecurities.com

Research Support

Yuphawane Laotrakunchai

Database
+662 659 7000 ext. 5002
Yuphawane.Laotrakunchai@krungsrisecurities.com

Natthakan Phosri

Database
+662 659 7000 ext. 5015
Natthakan.Phosri@krungsrisecurities.com

Krungsri Securities

01 Head Office

898 Ploenchit Tower, 3rd Floor, Ploenchit Road,
Lumpini, Pathumwan, Bangkok 10330
Tel. +662 659 7000 Fax. +662 658 5699

03 Central Bangna

589/151 Central City Tower, 27th Floor, Thepparat
Road, Bangnanua, Bangna, Bangkok 10260
Tel. +662 763 2000 Fax. +662 399 1448

05 Suphanburi

249/171-172 Moo 5, Tha Rahat, Amphur
Mueang Suphanburi, Suphanburi 72000
Tel. +663 596 7981 Fax. +663 552 2449

07 Nakhonpathom

67/1 Ratchadamnern Road, Phrapathomjedee, Amphur
Mueang Nakhonpathom, Nakhonpathom 73000
Tel. +663 427 5500-7 Fax. +663 421 8989

09 Chiang Mai

70 Chang Phuak Road, Sri Phum, Amphur Mueang
Chiang Mai, Chiang Mai 50200
Tel. +665 321 9234 Fax. +665 321 9247

11 Khon Kaen

114 Sri Chan Road, Nai Muang, Amphur Mueang
Khon Kaen, Khon Kaen 40000
Tel. +664 322 6120 Fax. +664 322 6180

02 Emporium Tower

622 Emporium Tower, 10th Floor, Sukhumwit 24
Road, Klongtan, Klongtoey, Bangkok 10110
Tel. +662 695 4539-40 Fax. +662 695 4599

04 Rama 2

111/917-919 4th Floor, Rama 2 Road, Samaedam,
Bangkhunthian, Bangkok 10150
Tel. +662 013 7145 Fax. +662 895 9557

06 Chonburi

64/17 Sukhumwit Road, Bangplasoi, Amphur
Mueang Chonburi, Chonburi 20000
Tel. +663 312 6 580 Fax. +663 312 6588

08 Nakhonratchasima

168 Jompol Road, Naimueang, Amphur Mueang
Nakhonratchasima, Nakhonratchasima 30000
Tel. +664 425 1211-4 Fax. +664 425 1215

10 Phitsanulok

275/1 Phichaisongkhram Road, Nai Muang,
Amphur Mueang Phitsanulok, Phitsanulok 65000
Tel. +665 530 3360 Fax. +665 530 2580

12 Hat yai

90-92-94 Nipat-u-tit Nueng Road, Hat Yai,
Amphur Hat Yai, Songkhla 90110
Tel. +667 422 1229 Fax. +667 422 1411

Definition of Ratings

BUY: Stocks with expected capital gain above 10% in the next 12 months

HOLD: Stocks with expected capital gain between -10% and +10% in the next 12 months

SELL: Stocks with expected capital gain below -10% in the next 12 months